




<http://turnitin.com>



Source: <http://blaugh.com/2006/10/13/the-whole-internet-truth/>

- Turnitin is a comprehensive system that allows educators to check the authenticity of students' work.
- An internet base service (No installation)

WHAT IS TURNITIN?



ORIGINALITY CHECK

Matching passages from
**billions of Internet web
pages**: updated at a rate of
million pages/day



Matching passages from
millions of **Books,
Journals, Newspapers**



Matching passages
from millions of
Student Papers or
Client Node



Compare matching
passages to original
manuscript or article



**Create Originality
Report**



Similarity Index

Originality Report

Blue

No matching text

Green

One word to 24% matching text

Yellow

25-49% matching text

Orange

50-74% matching text

Red

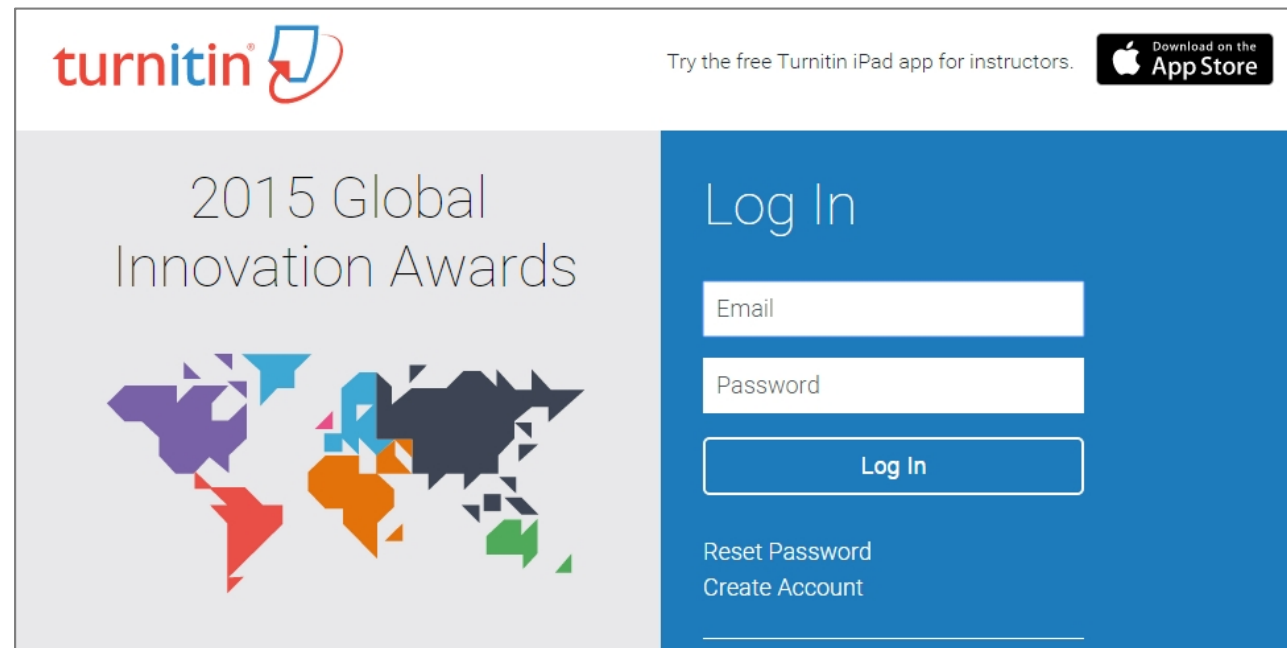
75-100% matching text



Creating a User Profile


There are 2 ways of getting a user profile

1. Email from Turnitin or
2. Account ID and Join Password




The image shows the Turnitin login page. At the top left is the Turnitin logo. To its right is a link to download the free Turnitin iPad app for instructors, accompanied by an Apple App Store logo. The page is split into two main sections. The left section has a light gray background and features the text '2015 Global Innovation Awards' above a colorful, abstract world map. The right section has a blue background and is titled 'Log In'. It contains two white input fields for 'Email' and 'Password', followed by a blue 'Log In' button. Below the button are links for 'Reset Password' and 'Create Account'.

turnitin®

Try the free Turnitin iPad app for instructors. 

2015 Global Innovation Awards



Log In

Email

Password

Log In

Reset Password

Create Account

GETTING STARTED



4 Easy Steps

1. Create a **Class**
2. Create an **Assignment**
3. Invite **Students**
4. Student Submit **Paper(s)**



Instructor QuickStart

Part 1: Getting Started with Turnitin



Instructor QuickStart

Part 2: Setting-up and Submitting Assignments

Viewing an originality report

The Originality Report is separated into three main areas:

The screenshot displays the Turnitin Originality Report interface. A red oval highlights the top navigation bar, which includes tabs for 'Originality', 'GradeMark', and 'PeerMark', along with the 'Document Viewer Frame' title. Another red oval highlights the 'Matching Sources/Sidebar' on the right, which lists five sources with their respective similarity percentages. A third red oval highlights the 'Paper text' area in the center, which contains the main body of the document being checked.

Document Viewer Frame

Originality GradeMark PeerMark

Paper text

Triton ("TRY ton") is the seventh and by far the largest of Neptune's satellites:

orbit: 354,760 km from Neptune

diameter: 27 km

mass: 2.14e22 kg

Discovered by Lassell in 1846 only a few weeks after the discovery of Neptune itself.

In Greek mythology, Triton is a god of the sea, the son of Poseidon (Neptune); usually portrayed

Matching Sources/Sidebar

Rank	Source	Similarity
1	www.astro.utoronto.ca	15%
2	Internet source	4%
3	Internet source	9%
4	Internet source	8%
5	Internet source	7%

turnitin 68% SIMILARITY INDEX 85 OUT OF 100



Instructor QuickStart

Part 3: Evaluating Originality Reports

Thank You